Tilepaint

APRIL 24, 2023

Atlas Obscura

In collaboration with nikoli

INSTRUCTIONS

The goal of this puzzle is to fill in cells to create a recognizable image. Each area enclosed by bold lines is a "tile," made up of a number of cells. You must fill in the cells of some tiles according to the following rules:

1. The numbers in the cells with diagonal lines indicate the number of filled cells that will be below or to the right of that cell.
2. If a number appears on the **left side** of one of these cells, it indicates how many filled cells there will be in the **column below** the numbered cell (before the edge of the puzzle or the next numbered cell).
3. If a number appears on the **right side** of one of these cells, it indicates how many filled cells there will be in the **row to the right** of the numbered cell (before the edge of the puzzle or the next numbered cell).
4. All of the cells in a given "tile," or outlined area, must be either all filled or not filled.

Solve puzzle number 3 for an Atlas Obscura surprise!

EXAMPLE PUZZLE

Starting puzzle

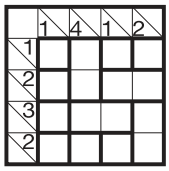

Complete

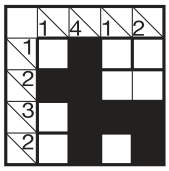

#1

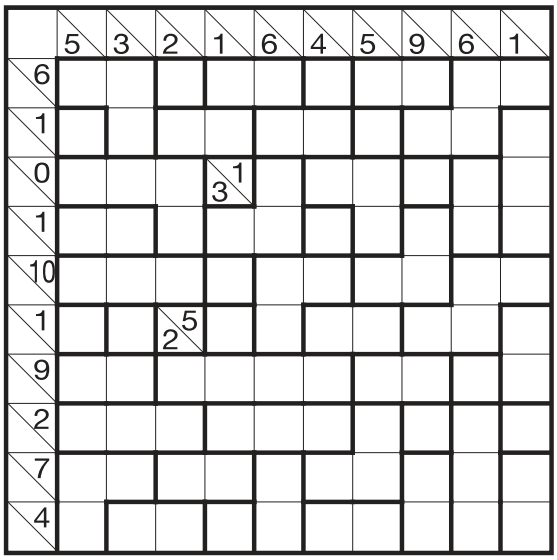

#2

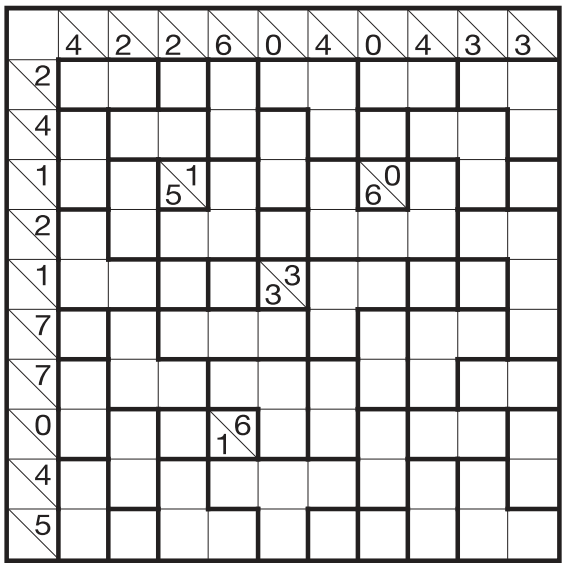
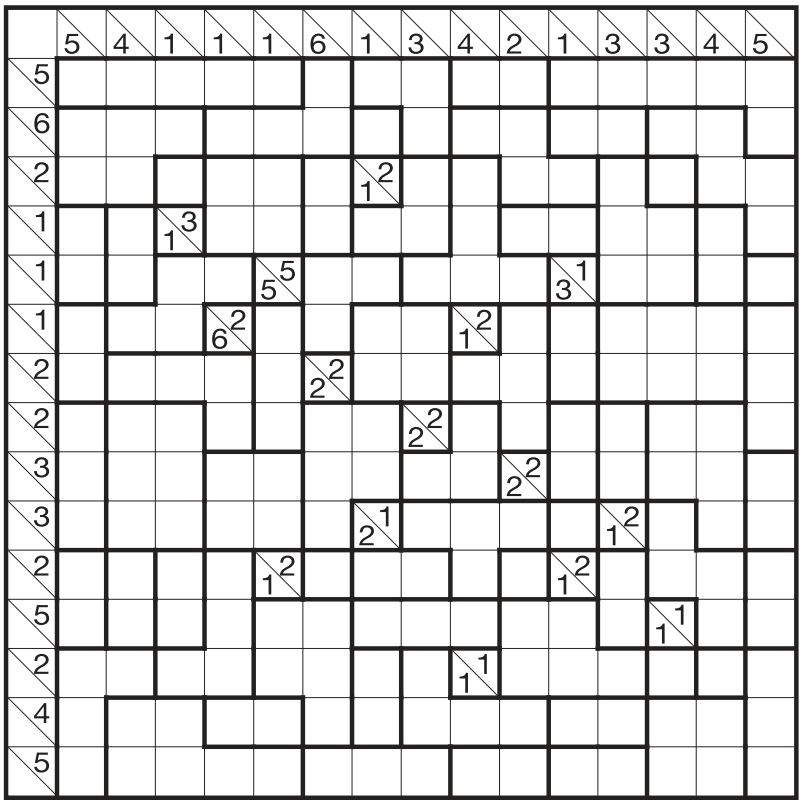
#3